<1> SAFETY CHARACTERISTICS	0
<2> SIGNIFICANT CHARACTERISTICS	0

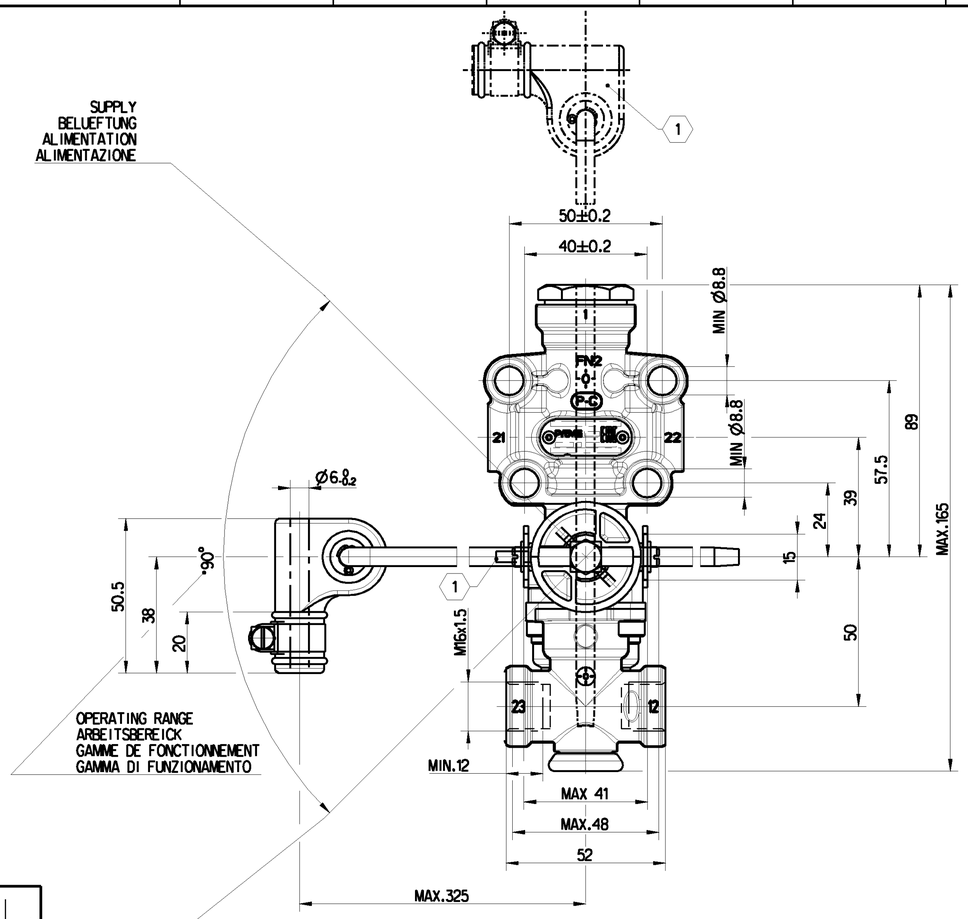

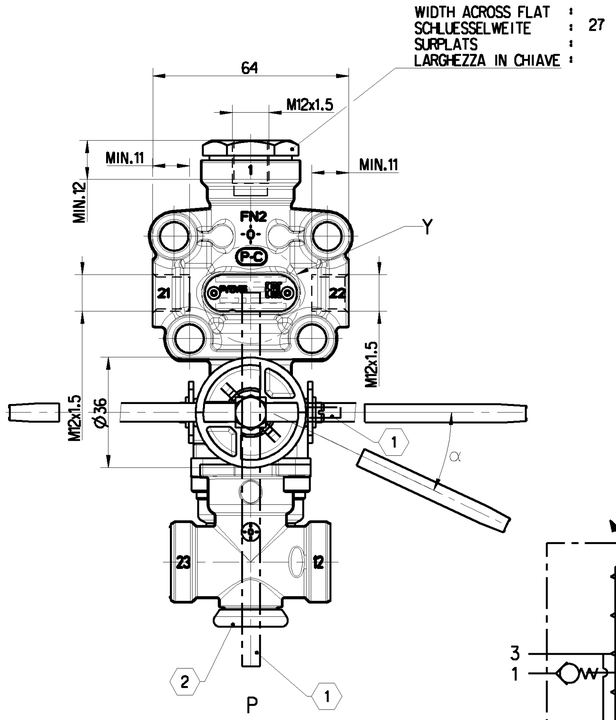

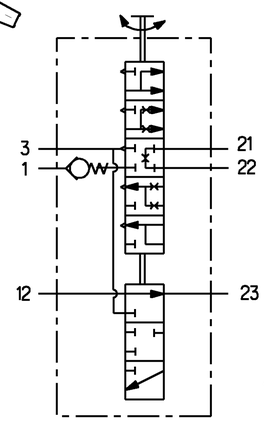

INSTALLATION POSITON : VERTICAL ±45° EXHAUST DOWNWARD
EINBAULAGE : SENKRECHI ±45° ENTLUEFTUNG NACH UNTEN
POSITION D'INSTALLATION : VERTICALE ±45° ECHAPPEMENT VERS LE BAS
POSIZIONE DI MONTAGGIO : VERTICALE ±45° SCARICO VERSO IL BASSO

WORKING MEDIUM : AIR (CONTAINING WATER, OIL AND ALCOHOL)
ARBEITSMEDIUM : LUFT (WASSER-, OEL- UND ALKOHOLHALTIG)
FLUIDE D'UTILISATION : AIR (CONTENANT DE L'EAU, HUILE ET ALCOOL)
FLUIDO DI ESERCIZIO : ARIA (CONTIENE ACQUA, OLIO E ALCOOL)

AMBIENT ENVIRONMENT : AIR (CONTAINING WATER AND SALT)
UMGEBUNGSMEDIUM : LUFT (WASSER- UND SALZHALTIG))
FLUIDE AMBIENT : AIR (CONTENANT DE L'EAU, ET SEL)
FLUIDO AMBIENTE : ARIA (CONTIENE ACQUA, E SALE)

THERMAL RANGE OF APPLICATION UNDER NORMAL AMBIANT CONDITIONS
THERM. ANWENDUNGSBEREICH NTER NORMALEN UMGEBUNGSBEDINGUNGEN -40° ...+80°C
GAMME D'APPLICATION THERMIQUE EN UTILISATION CONTINUE DE
CAMPO TERMICO D'APPLICAZIONE NELLE NORMALI CONDIZIONE AMBIENTALI

SHORT TERM RESISTENCE TO HEAT :
KURZZEITIGE WAERMEBESTAENDGKEIT : max . 1h AT 110°C
RESISTANCE THERMIQUE TEMPORAIRE :
RESISTANZA TERMICA PER BREVE PERIODO :

RESERVOIR PRESSURE :
VORRATSDRUCK : max . P_e=13bar
PRESSION DANS LE RESERVOIR :
PRESSIONE DEL SEBRSTOIO :

DYNAMIC BELLOWS PRESSURE :
DYNAMISCHER BALGDRUCK : max . P_e=15bar
PRESSION DYNAMIQUE DE COUSSIN D'AIR :
PRESSIONE DINAMICA DEL SOFFIETTI :

NOMINAL DIAMETER : PER DELIVERY
NENNWEITE : min.7.1mm^2 Ø3mm JE ARBEITSLEITUNG
DIAMETRE NOMINAL : PAR UTILISATION
DIAMETRO NOMINALE : PER MANDATA

ORIENTATION OF THE VALVE ON FOUR SIDES POSSIBLE
TURN RESP. CHANGE LEVER
ANLENKUNG DES VENTILS VIERSEITIG MOEGLICH.
STANGE DEMENTSPRECHEND UMSCHWENKEN BZW. UMSTECKEN
LIASION SUR LA VALVE POSSIBLE DES QUATRE COTES
ORIENTERLA BARRE EN TOURNANT CONFORMENT
ACCOPPIAMENTO DELLA VALVOLA POSSIBLE DALLE QUATRO
PATI PER ORIENTARE LA LEVA GIRARE CONFORME

(1) OBSERVE THE POSITION OF THE POSITIONING PIN BORE
LAGE DER FIXIERSTIFTBOHRUNG BEACHTEN
OBSERVER LA POSITION DE L'ALESAGE POUR LA GOUPILLE D'AJUSTAGE
OSSERVARE LA POSIZIONE DI FORO PER IL PERNO DI FISSAGGIO

FIXING OF THE VALVE IN CLOSED POSITION AT ≥ 7bar RESERVOIR PRESSURE AND≤3boR PRESSURE IN THE BELLOW BY A PIN OFØ 3h8 OR A PARALLEL PIN Ø3h8X24 DIN7
FIXIERUNG DES VENTILES IN ABSCHLUSSSTELLUNG BEI ≥ 7bar VORRATSDRUCK UND ≤ 3bar BALGDRUCK MITTELS DORN Ø3h8 ODER ZYL.-STIFT Ø3h8x24 DIN7
FIXATION DE LA VALVE EN POSITION FERMEE SOUS ≥ 7bar PRESSION DANS LE RESERVOIR ET ≤ 3bar DANS LE COUSSIN PAR UN TIGE DE Ø3h8 OU UNE COUPILLE CYLINDRIQUE Ø3h8X24 DIN7
FISSAGGIO DELLA VALVOLA IN POSIZIONE CHIUSO PER ≥ 7bar PRESSIONE NEL SEBRATOIO E ≤ 3bar PRESSIONE NEL SOFFIETTO PER UNA SPINA DI Ø3h8 O unoSPINA CILINDRICA Ø3h8X24 DIN7

SUPPLY OF ENERGY
1 ENERGIEZUFLUSS
12 APPORT D'ENERGIE
ALIMENTAZIONE DE ENERGIA

DELIVERY OF ENERGY
21 ENERGIABFLUSS
22 SORTIE D'ENERGIE
23 PORTATA DI ENERGIA

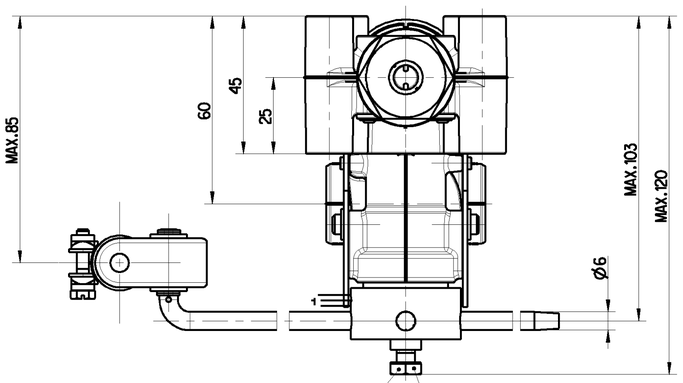

M=7±2 Nm

WIDTH ACROSS FLAT :
SCHLUESSELWEITE : 10
SURPLATS :
LARGHEZZA IN CHIAVE :

P

MANUFACTURINBG PLANT
PRODUKT IONSSTAETTE
LIEU DE FABRICATION
LUOGO DI FABRICAZIONE

ProVia IDENTIFICATION NUMBER
ProVia TEILE NUMBER
NUMERO D' IDENTIFICATION ProVia
NUMERO D' IDENTIFICAZIONE

Y
2:1 (A)

WEEK / YEAR MANUFACTURE
FERTIGUNGSWOCHE/JAHR
SEMAINE/ANNEE DE FABRICATION
SETTIMANA/ANNO DELLA FABRICAZONE

FLOW RATE
DURCHFLUSSMENGE [L/min]
DEBIT
PORTATA

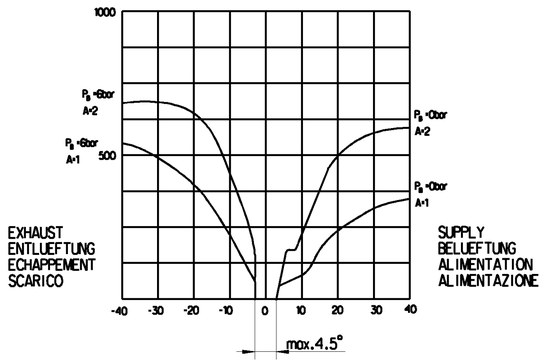

EXHAUST
ENTLUEFTUNG
ECHAPPEMENT
SCARICO

SUPPLY
BELUEFTUNG
ALIMENTATION
ALIMENTAZIONE

DEFLECTION OF LEVER AT OPENING
HEBELAUSLENKUNG AB OEFFNUNGSBEGINN [°]
DEBATTEMENT DU LEVIER A L'OUVERTURE
DEVIAZZIONE DELLA LEVA ALLA APERATURA

SHUTTLE VALVE
SUPERRVENTIL
VALVE D'ARRET
VALVOLA DI BLOCCAGGIO

CLOSING POINT :
SCHLIESSPUNKT : α =30°±2°
POINT DE FERMETURE :
PUNTA DI FERMATURA :

RELATED TO CLOSED POSITION
BEZOGEN AUF ABSCHLUSSTELLUNG
RELATIF A LA POSITION FERMEE
IN RELAZIONE ALLA POSIZIONE CHIUSA

RANGE OF ADJUSTMENT :
EINSTELLBEREICH : α =15°...45°
GAMME DE REGLAGE :
CAMPO DI REGOLAZIONE :

ADJUSTED WITH TORX T30
(2) EINSTELLUNG MIT TORX T30
REGLAGE AVEC TORX T30
REGOLAZIONE CON TORX T30

RESERVOIR PRESSURE :
VORRATSDRUCK : 6bar
PRESSION DANS LE RESERVOIR :
PRESSIONE DEL SEBRATOIO :

BELLOW PRESSURE :
BALGDRUCK : P_B
PRESSION DANS LE COUSSINET D'AIR :
PRESSIONE NEL SOFFETTO CUSCINETTO D'ARIA :

NUMBER OF PORTS :
ANZAHL DER ANSCHLUESSE : A
NOMBRE DE ORIFICES :
NIMERO DI ORIFIZIO :

General Specification: JED-334-1 , Size ISO 14405 LP							
Further Technical Data: PR0006O010							
Doc. Code: 035			Sheet: 1	To 6			
General Tolerances JED-261							
	Range of Nominal Dimensions (± mm)						
Class 1)	≤ 50	> 50 ≤ 180	> 180 ≤ 400	> 400	∢		
Fine	0.5	1.0	1.5	2.0			
Medium X	1.0	2.0	3.0	4.0	±3°		
Coarse	2.0	3.5	5.0	6.5			
Tapped Holes acc. JED-152							
1) Tolerance Class Applied Crossmarked							

Copyright WABCO®

Date	Signature
Drawn 2017-12-18	Asavirkumar
Checked 2017-12-18	Richard
Expert SURESH	

ProVia

LEVELLING VALVE
LUFTFEDERVENTIL
VALVE DE NIVELLEMENT
VALVOLA NIVELLATRRICE

Mass	Scale	Material No.	Date of first issue: 2017-04-21
0.51 KG	1:1	PRO 006 001 0	Doc.Code 005 / Language ML / Sheet 1/1
Size A 1	CAD System CREO	ECN-No. 175902 / Revision 1 A / Techn. Resp. 5641_AM	Replacement for -

100mm

Non è permesso consegnare o farci o riprodurre questo documento, né utilizzarne il contenuto o rivelarlo comunque noto a terzi senza nostra autorizzazione scritta. Tutti i diritti sono riservati in caso di concessione di brevetto o registrazione di modello di utilità.
E'vietato ritorre di tutti i diritti derivanti da brevetti o modelli.
Copying of this document and giving it to others and the use or communication of the contents thereof, are forbidden without express authority. Offenders are liable to the payment of damages. All rights are reserved in the event of the grant of patent or registration of a utility model or design. This document is the subject of copyright.
Weitergabe sowie Vervielfältigung dieser Unterlage, Verwertung und Mitteilung ihres Inhalts nicht gestattet, soweit nicht ausdrücklich zugestanden. Zuwiderhandlungen verpflichten zu Schadenersatz. Alle Rechte vorbehalten für den Fall der Patent- oder Gebrauchsmustererteilung vorbehalten.